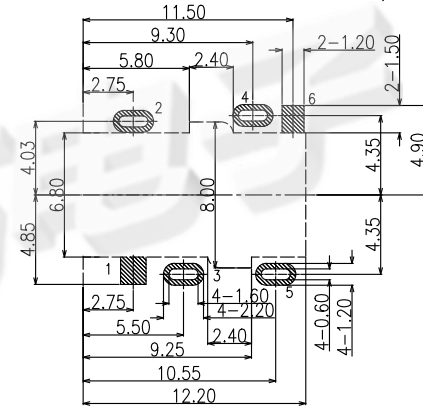
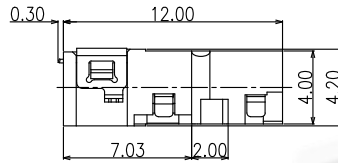
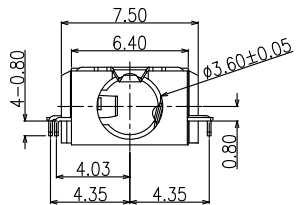
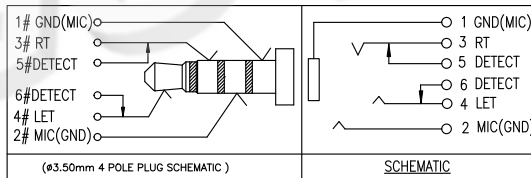
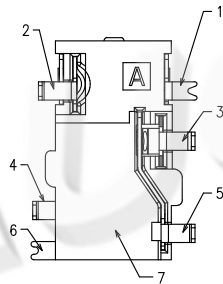


3D VIEW

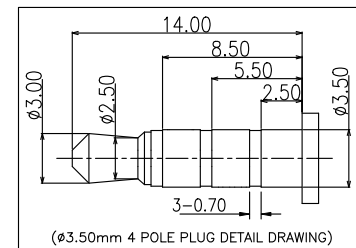
- NOTES:
- CONTACT CURRENT RATING: 1A.
 - CONTACT RESISTANCE: 50 mΩ MAX.;
 - INSULATION RESISTANCE: 100MΩ MIN.;
 - DIELECTRIC WITHSTANDING: 500V AC MIN.;
 - DURABILITY: 5,000 CYCLES MIN.;
 - CONNECTOR MATING FORCES: 30N MAX.;
 - CONNECTOR UNMATING FORCES: 3N MIN.;



P.C.B LAYOUT
TOP VIEW



ITEM	PART NAME	Q'TY	MATERIAL	REMARK
⑦	HOUSING	1	HIGHT TEMPERATURE PLASTIC COLOR BLACK	
⑥	CONTACT 6#	1	STAINLESS STEEL; NICKEL UNDER PLATING OVERALL,GOLD FLASH ON SOLDER AREA	T=0.20mm
⑤	CONTACT 5#	1	STAINLESS STEEL; NICKEL UNDER PLATING OVERALL,GOLD FLASH ON SOLDER AREA	T=0.20mm
④	CONTACT 4#	1	COPPER ALLOY; NICKEL UNDER PLATING OVERALL,GOLD FLASH PLATING ON SOLDER AREA ,GOLD FLASH PLATING ON CONTACT AREA	T=0.20mm
③	CONTACT 3#	1	STAINLESS STEEL; NICKEL UNDER PLATING OVERALL,GOLD FLASH ON SOLDER AREA	T=0.20mm
②	CONTACT 2#	1	COPPER ALLOY; NICKEL UNDER PLATING OVERALL,GOLD FLASH PLATING ON SOLDER AREA ,GOLD FLASH PLATING ON CONTACT AREA	T=0.20mm
①	CONTACT 1#	1	STAINLESS STEEL; NICKEL UNDER PLATING OVERALL,GOLD FLASH ON OVERALL;	T=0.20mm



DONGGUAN AUGO ELECTRONICS CO.,LTD.

COPYRIGHT RESERVED,PLEASE DO NOT COPY.

PART NAME		PHONE JACK		DRAWING	Y,C,ZHANG	DWG.No.	Robin
PART NO.		PJ-0420WSPC140		CHECK	G.C.Chen	REV.	A1
UNIT : mm	TOLERANCE	UP TO 5	±0.2	APPROVAL	SCALE	DATE	14-03-2013
	OTHERWISE	ABOVE 5 30	±0.3			PAGE	1 OF 1
		ABOVE 30	±0.5		2:1		
		ANGLE	±3'				