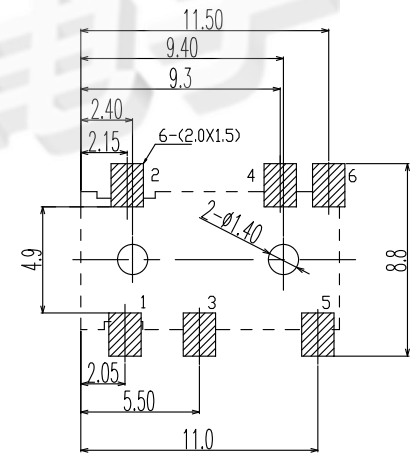
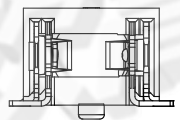
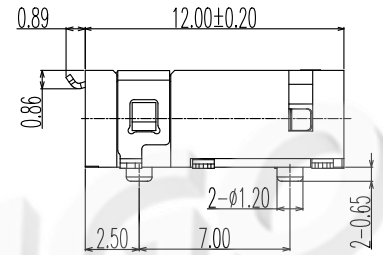
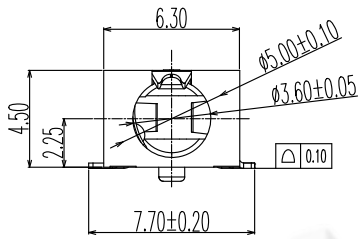
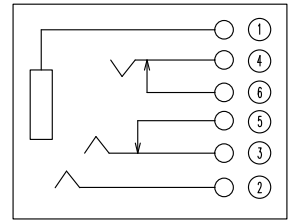
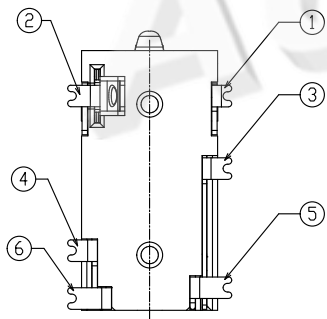


3D VIEW

1. CONTACT CURRENT RATING: 1A.
2. CONTACT RESISTANCE: 50 mΩ MAX.;
3. INSULATION RESISTANCE: 1000Ω MIN.;
4. DIELECTRIC WITHSTANDING: 500V AC MIN.;
5. DURABILITY: 5,000 CYCLES MIN.;
6. CONNECTOR MATING FORCES: 30N MAX.;
7. CONNECTOR UNMATING FORCES: 3N MIN.;



P.C.B LAYOUT
TOP VIEW



SCHEMATIC

ITEM	NAME	Q'TY	DESCRIPTION	NOTE
7	TERMINAL 6#	1		
6	TERMINAL 5#	1	PHOSPHOR BRONZE; NICKEL UNDER PLATING OVERALL;GOLD PLATING ON SOLDER AREA ;GOLD PLATING ON CONTACT AREA	
5	TERMINAL 4#	1		
4	TERMINAL 3#	1	PHOSPHOR BRONZE; NICKEL UNDER PLATING OVERALL;GOLD PLATING ON SOLDER AREA ;GOLD PLATING ON CONTACT AREA	
3	TERMINAL 2#	1		
2	TERMINAL 1#	1	PHOSPHOR BRONZE; THE BOTTOM OF THE NICKEL; THE WHOLE GOLD PLATING.	
1	HOUSING	1	PPA COLOR BLACK	

DONGGUAN AUGO ELECTRONICS CO.,LTD.

COPYRIGHT RESERVED,PLEASE DO NOT COPY.

PART NAME		PHONE JACK		DRAWING	Y,C,ZHANG	DWG.No.	Robin
PART NO.		PJ-0450WS		CHECK	G.C.Chen	REV.	A1
	UNIT :	TOLERANCE	UP TO 5	±0.2	APPROVAL	DATE	14-03-2013
	mm	OTHERWISE	ABOVE 5 30	±0.3			
			ABOVE 30	±0.5	SCALE	PAGE	1 OF 1
			ANGLE	±3'			