

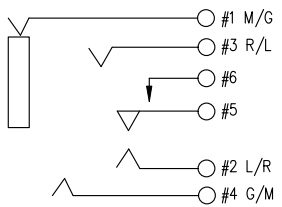
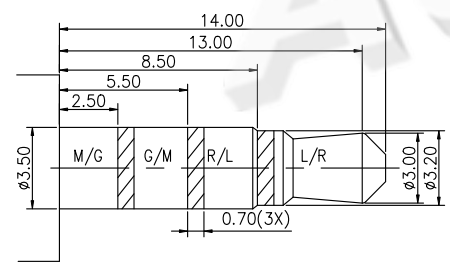
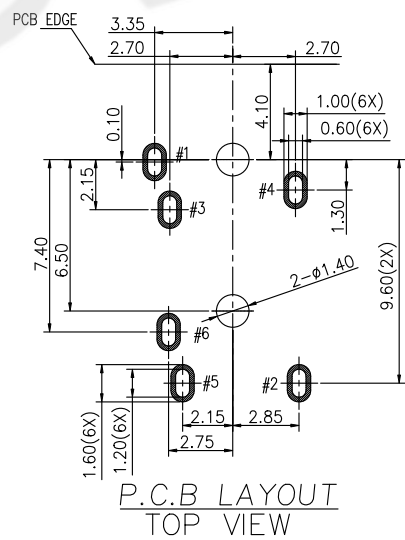
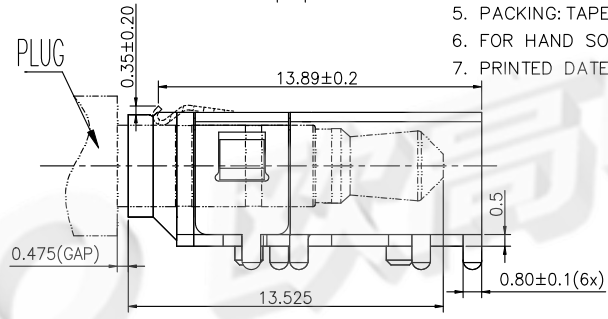
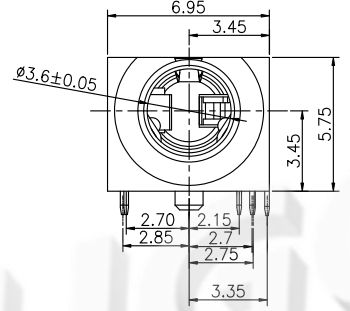
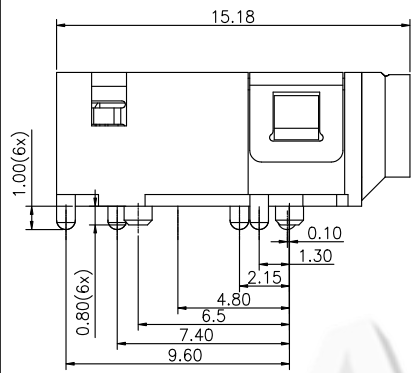
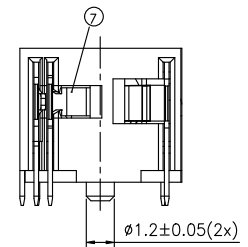
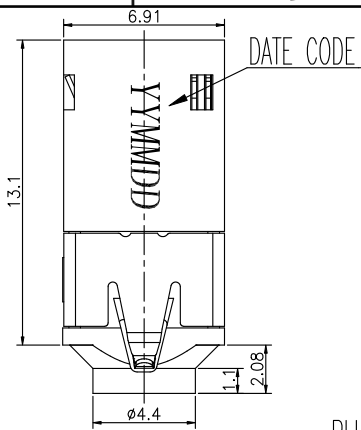
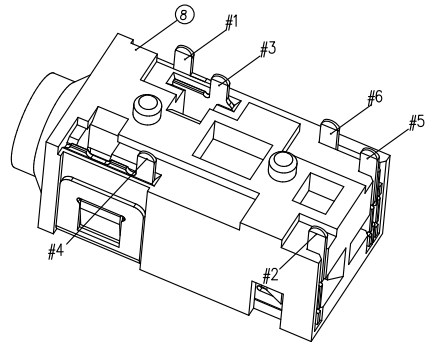
SYMBOL	REV.	REVISION	APPROVAL	DATE

RoHS Compliant
Halogen Free

SPECIFICATIONS

- ELECTRICAL CHARACTERISTICS:
 - 1-1.RATING: DC 12V 1A
 - 1-2.CONTACT RESISTANCE: 30mΩ MAX(INITAL)
 - 1-3.DIELECTRIC WITHSTANDING VOL TAGE: 500V AC FOR ONE MINUTE
 - 1-4.INSULATION RESISTANCE: 100MΩ MIN,MEASURED BY 500V DC
- MECHANICAL CHARACTERISTICS:
 - 2-1.INSERTION FORCE: INITIAL: 0.5KG-2.2KG; AFTER LIFE: 0.4KG-2.2KG.
 - 2-2.WITHDRAWAL FORCE: INITIAL: 0.5KG-2.0KG; AFTER LIFE: 0.4KG-2.0KG.
- LIFE TEST: 5,000 CYCLES MIN
- SALT MIST: 48HOURS
- PACKING: TAPE & REEL
- FOR HAND SOLDERING LEAD FREE PROCESS
- PRINTED DATE CODE"YY MM DD ON TOP OF CONNECTOR

YY MM DD
 DD: DAY
 MM: MONTH
 YY: YEAR



No.	DESCRIPTION	MATERIAL	PLATING
1	TERMINAL #1	C5210	G/F Au PLATED
2	TERMINAL #2	C5210	G/F Au PLATED
3	TERMINAL #3	C5210	G/F Au PLATED
4	TERMINAL #4	C5210	G/F Au PLATED
5	TERMINAL #5	C5210	G/F Au PLATED
6	TERMINAL #6	C5210	G/F Au PLATED
7	INSULATOR	PPA UL 94V0	BLACK
8	HOUSING	PPA UL 94V0	BLACK

MATING PLUG

SCHEMATIC

P.C.B LAYOUT TOP VIEW

DONGGUAN AUGO ELECTRONICS CO.,LTD.

COPYRIGHT RESERVED, PLEASE DO NOT COPY.

PART NAME		STEREO JACK (4 POLES)		DRAWING		DWG.No.	
PART NO.		PJ-3585		CHECK		REV.	
UNIT :	TOLERANCE UNLESS	X ± 0.3	ANGLE	APPROVAL	DATE	PAGE	1 OF 1
	OTHERWISE SPECIFIED	X.X ± 0.25 X.XX ± 0.2					