

F

E

D

C

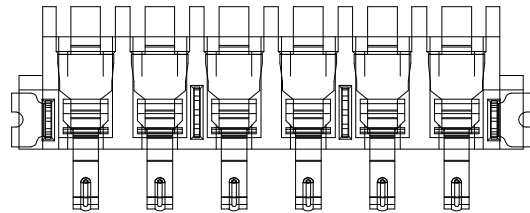
B

A

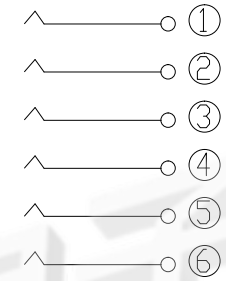
RoHS Compliant

SYMBOL	REVISION	APPROVAL	DATE

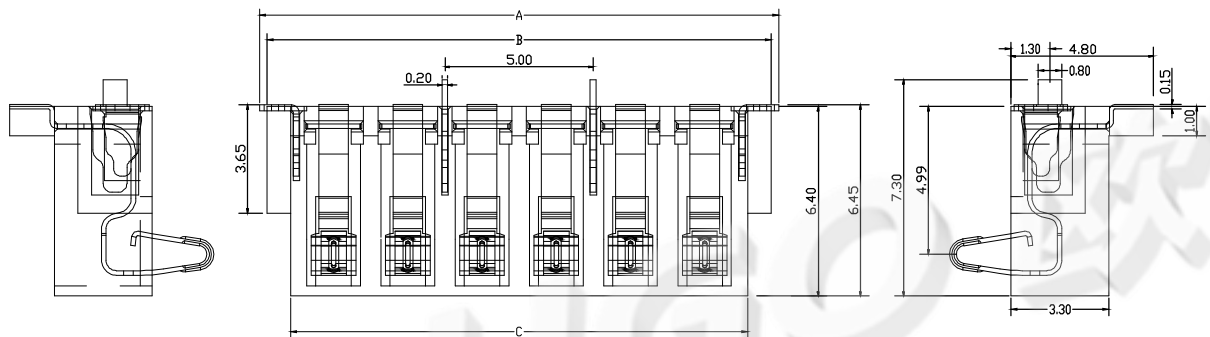
1



PART No.	PIN	A	B	C
AUGO-BC-25-4PD640	4P	12.8	12	10.4
AUGO-BC-25-5PD640	5P	15.3	14.5	12.9
AUGO-BC-25-6PD640	6P	17.8	17	15.4

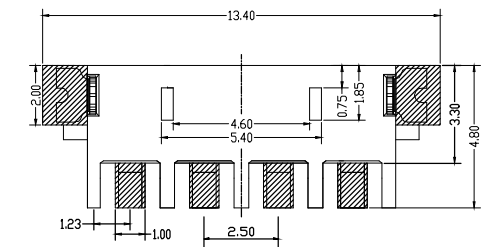
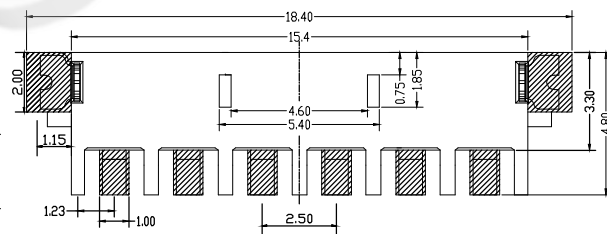
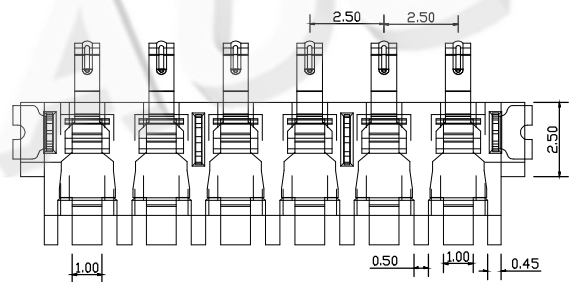


2



CIRCUIT

3



PCB LAYOUT(6pin)

PCB LAYOUT(4pin)

4

3	PEG	BRASS	1	Sn PLATED
2	HOUSING	LCP	1	BLACK
1	TERMINAL	C5210	6	Au PLATED
NO.	PARTS	MATERIAL	QTY.	FINISHING

DONGGUAN AUGO ELECTRONICS CO., LTD.

PART NAME	CONNECTOR		DRAWING	Y.C.Zhang	DWG.No.	SBICL
PART NO.	AUGO-BC-25-4/5/6PD640		CHECK	G.C.Chen	REV.	A1
UNIT : mm	TOLERANCE	UP TO 5 ±0.2 ABOVE 5~30 ±0.3 ABOVE 30 ±0.5 ANGLE ±3°	APPROVAL		DATE	14-03-2017
	OTHERWISE		SCALE	2:1	PAGE	1 OF 1

COPYRIGHT RESERVED,PLEASE DO NOT COPY.

F

E

D

C

B

A